


Assembly Instruction Dining Table

Please set up the step wise step


(A) BOLT- 8 nos.

(B) LEG =2 nos.


(C) LEG SPOT- 1nos.




Step-1




Step-2




Step-3



Step- 4



Step-5



Ready to use

1. Joint wood leg A to hole A, B to hole B , C to hole C & D to hole D
2. Tighten the Bolt with Bolt driver